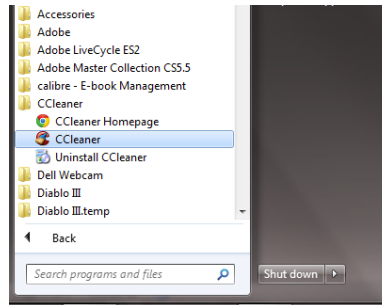


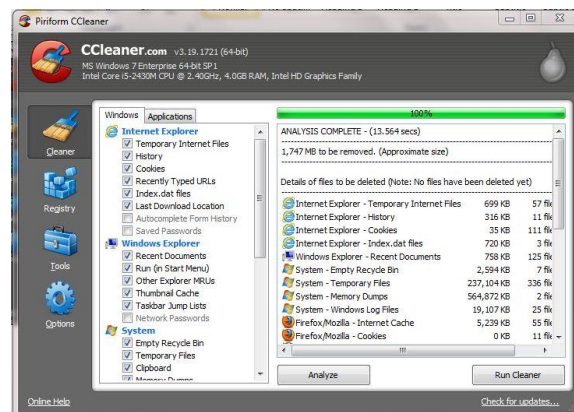
How to scan your machine for malicious software, viruses, and malware with CCleaner

1.) Open the program by clicking on the start menu located in the lower left hand corner of the desktop, and select **CCleaner**



2.) The program will then open up the Main Interface

3.) Click on ANALYZE

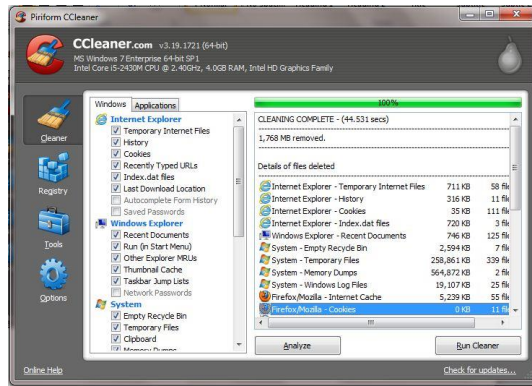


4.) Once the **ANALYSIS** is complete, select **RUN CLEANER** and click **OK**

5.) A pop up will appear saying "The Process will permanently delete files from your system". Click on **OK**

6.) The program will then clean out the files that pose threat or take up space inside your machine

7.) When finished, CCleaner will display the following screen. Click on **RUN CLEANER** to clean. Each time you click **RUN CLEANER** it will display fewer found results. Continue until you are satisfied with the process or the following screen is displayed.



8.) Once completed, close the CCleaner program